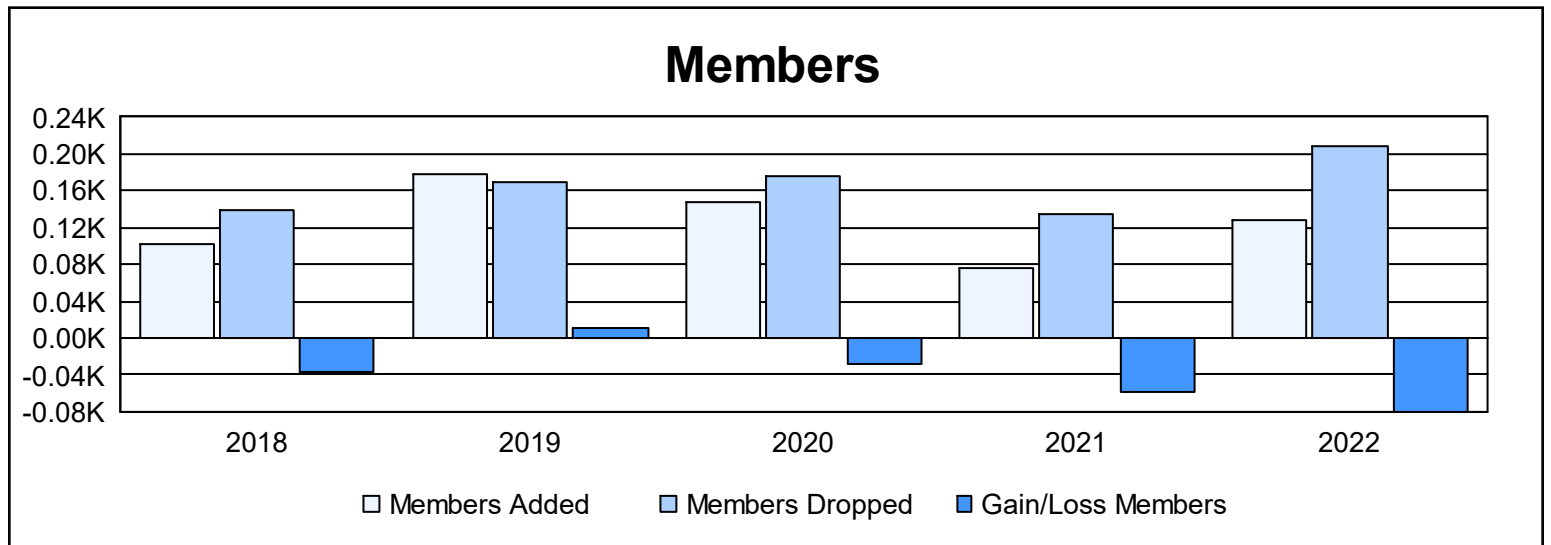
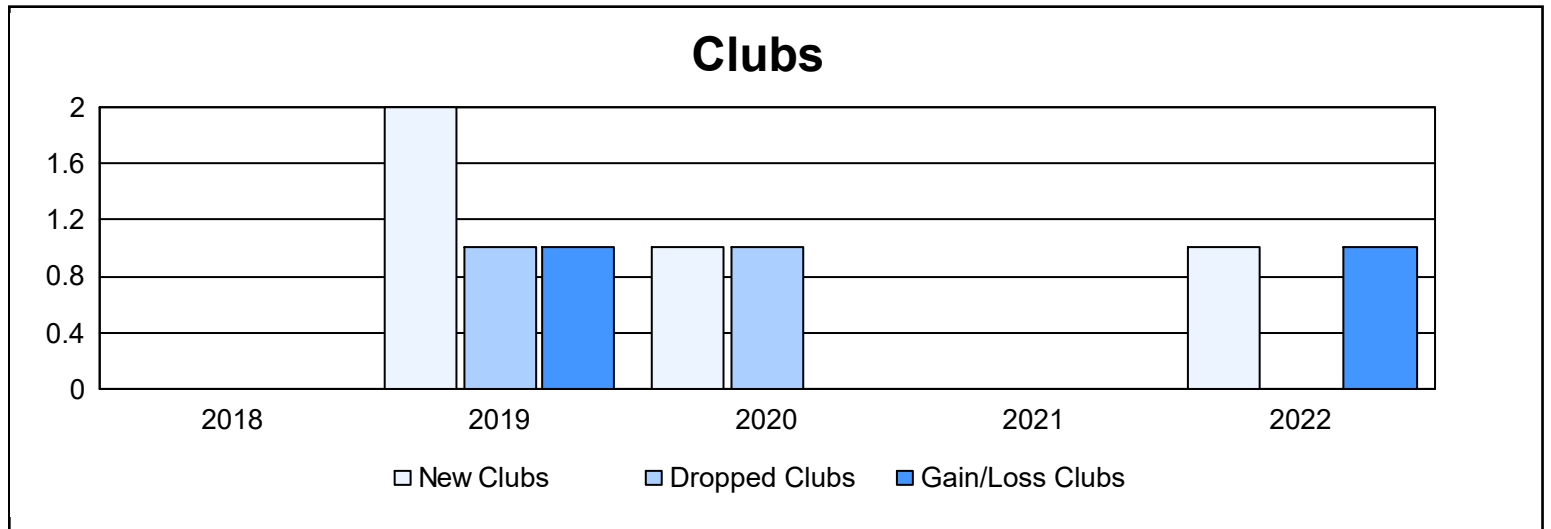
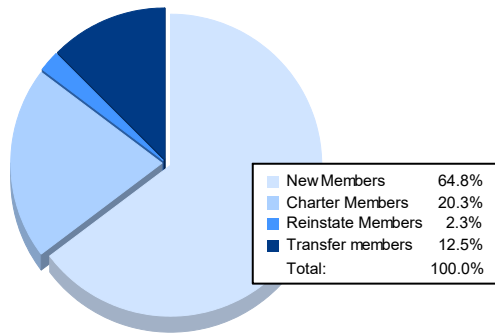


| Year | New Clubs | Dropped Clubs | Gain/ Loss Clubs | New Members | Charter Members | Reinstate Members | Transfer Members | Total Member Added | Total Members Dropped | Gain/ Loss Members |
|----------------|-----------|---------------|------------------|-------------|-----------------|-------------------|------------------|--------------------|-----------------------|--------------------|
| 2017-2018 | 0 | 0 | 0 | 84 | 0 | 5 | 12 | 101 | 139 | -38 |
| 2018-2019 | 2 | 1 | 1 | 109 | 44 | 6 | 20 | 179 | 169 | 10 |
| 2019-2020 | 1 | 1 | 0 | 84 | 22 | 2 | 39 | 147 | 175 | -28 |
| 2020-2021 | 0 | 0 | 0 | 67 | 0 | 6 | 3 | 76 | 134 | -58 |
| 2021-2022 | 1 | 0 | 1 | 83 | 26 | 3 | 16 | 128 | 208 | -80 |
| Average | 1 | 0 | 0 | 85 | 18 | 4 | 18 | 126 | 165 | -39 |



Membership Composition June 2022 Cumulative



Gender Composition June 2022 Cumulative

